

# Klima und Migration



Publikation realisiert im Rahmen des Projektes:  
"Zum Wetter ... Design-Strategien zu Witterung,  
Wetter, Klima. Vom Natur-Phänomen zum  
Artefakt."

# Inhaltsverzeichnis

---

Phänomen

Zahlen

Kontroversen

Beispiele

Lösungsansätze

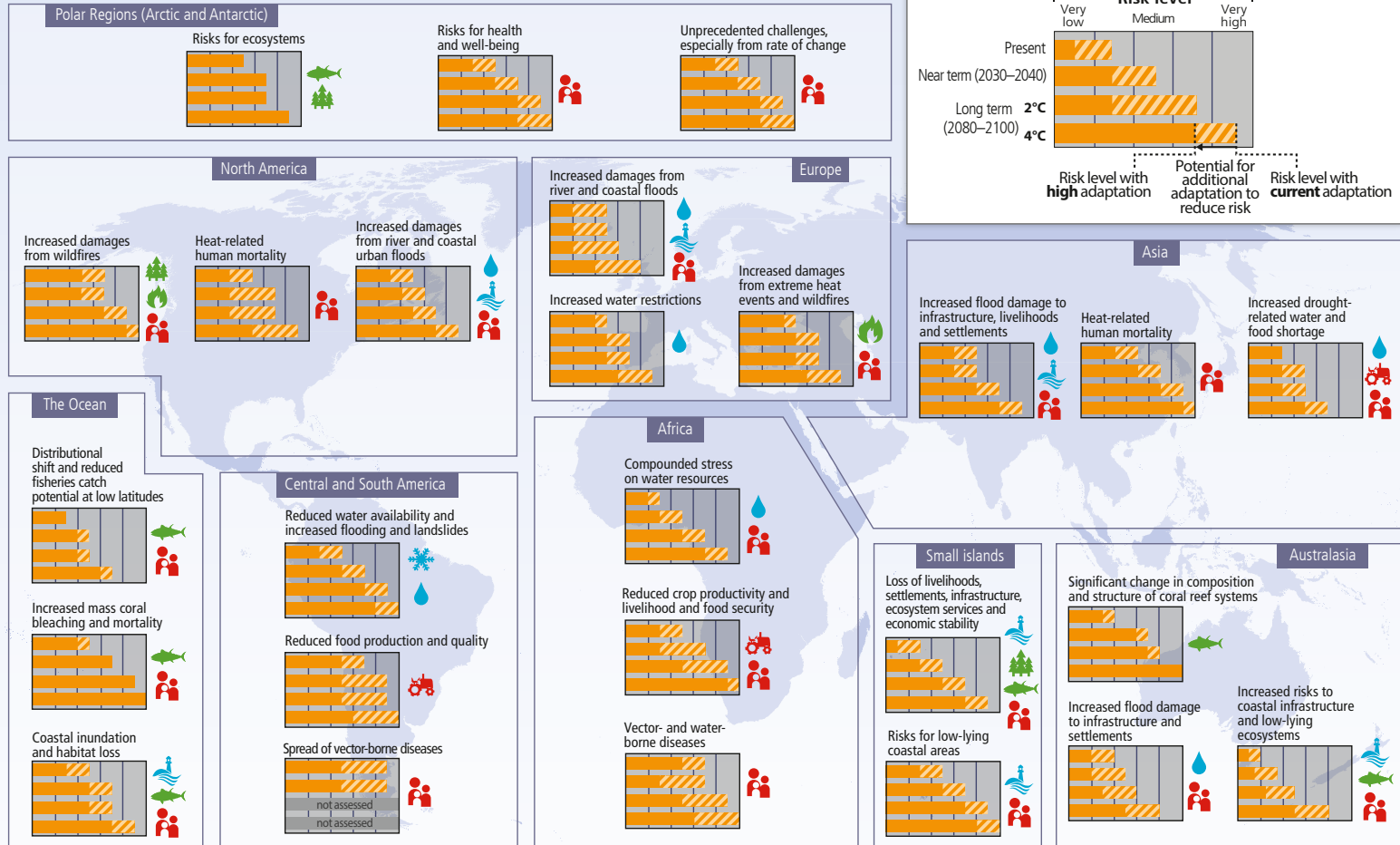
# Phänomen



Zwei Jungs rudern zwischen den Überresten einer Siedlung in Lunettes, Haiti. Ungefähr 100 Familien lebten in diesem Dorf bevor es 2006 von einem Wirbelsturm zersört wurde.

## Regional key risks and potential for risk reduction

### Representative key risks for each region for



Risiken pro Region, inklusive deren Abschwächungspotenzial. Jedes Risiko wird mit einer Skala von sehr niedrig, niedrig, medium, hoch und sehr hoch geschätzt. Jedes Risiko wird in 3 Zeitschienen dargestellt: Gegenwart, nahe

Zukunft (2030-2040) und Zukunft (2080-2100). Für das langfristige Szenario wird noch einmal unterschieden zwischen einer Erderwärmung von 2°C und 4°C.

# Representative key risks for each region for

Glaciers, snow, ice and/or permafrost

## Physical systems

Rivers, lakes, floods and/or drought

Coastal erosion and/or sea level effects

## Biological systems

Terrestrial ecosystems

Wildfire

Marine ecosystems

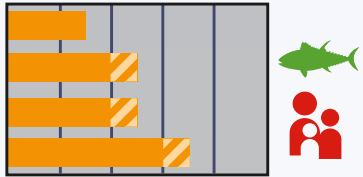
## Human and managed systems

Food production

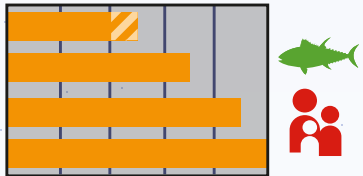
Livelihoods, health and/or economics

### The Ocean

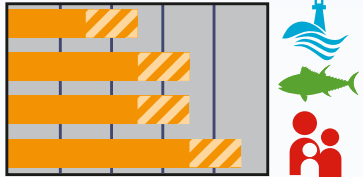
Distributional shift and reduced fisheries catch potential at low latitudes



Increased mass coral bleaching and mortality

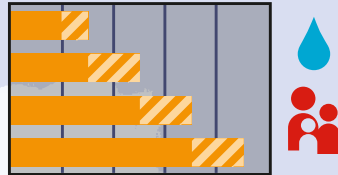


Coastal inundation and habitat loss



### Africa


Compounded stress on water resources



Reduced crop productivity and livelihood and food security

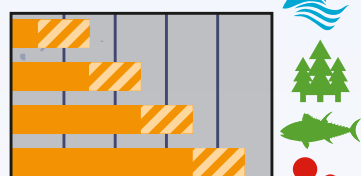


Vector- and water-borne diseases

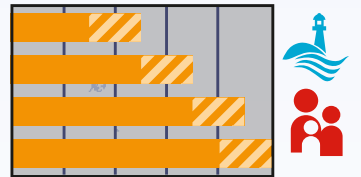


### Small islands

Loss of livelihoods, settlements, infrastructure, ecosystem services and economic stability



Risks for low-lying coastal areas




### Europe

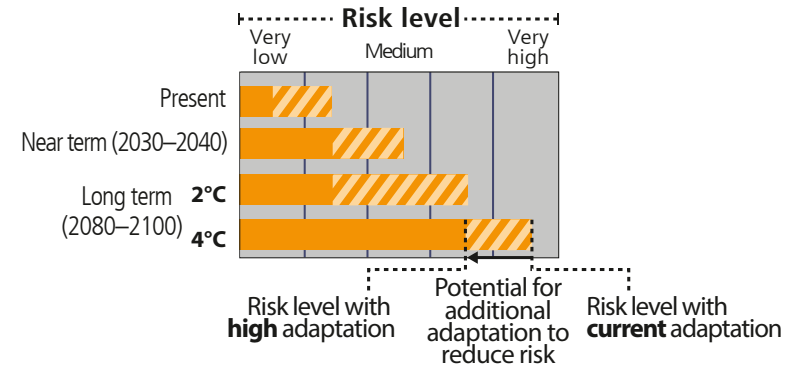
Increased damages from river and coastal floods



Increased water restrictions



Increased damages from extreme heat events and wildfires



**Basierend auf Feldaktivitäten  
des Roten Kreuzes konstatierte  
man, dass mehr Menschen  
wegen Umweltkatastrophen  
gezwungen seien ihre Heimat  
zu verlassen als durch Krieg.**

International Federation of Red Cross and Red  
Crescent Societies 2001



Bangladesh, Dakha. Ein Slum neben der  
Eisenbahnschienen.

**There are more floods  
now and the river  
banks are being washed  
away faster. There  
is nowhere to go.  
My land is in the river,  
I have nothing now.**

Intsar Husain, Antar Para, north-western  
Bangladesh, 2007

[http://luminocity3d.org/  
WorldCity/#3/20.72/21.62](http://luminocity3d.org/WorldCity/#3/20.72/21.62)

[http://www.unicef.org/  
sowc2012/urbanmap/](http://www.unicef.org/sowc2012/urbanmap/)

# Kontroversen

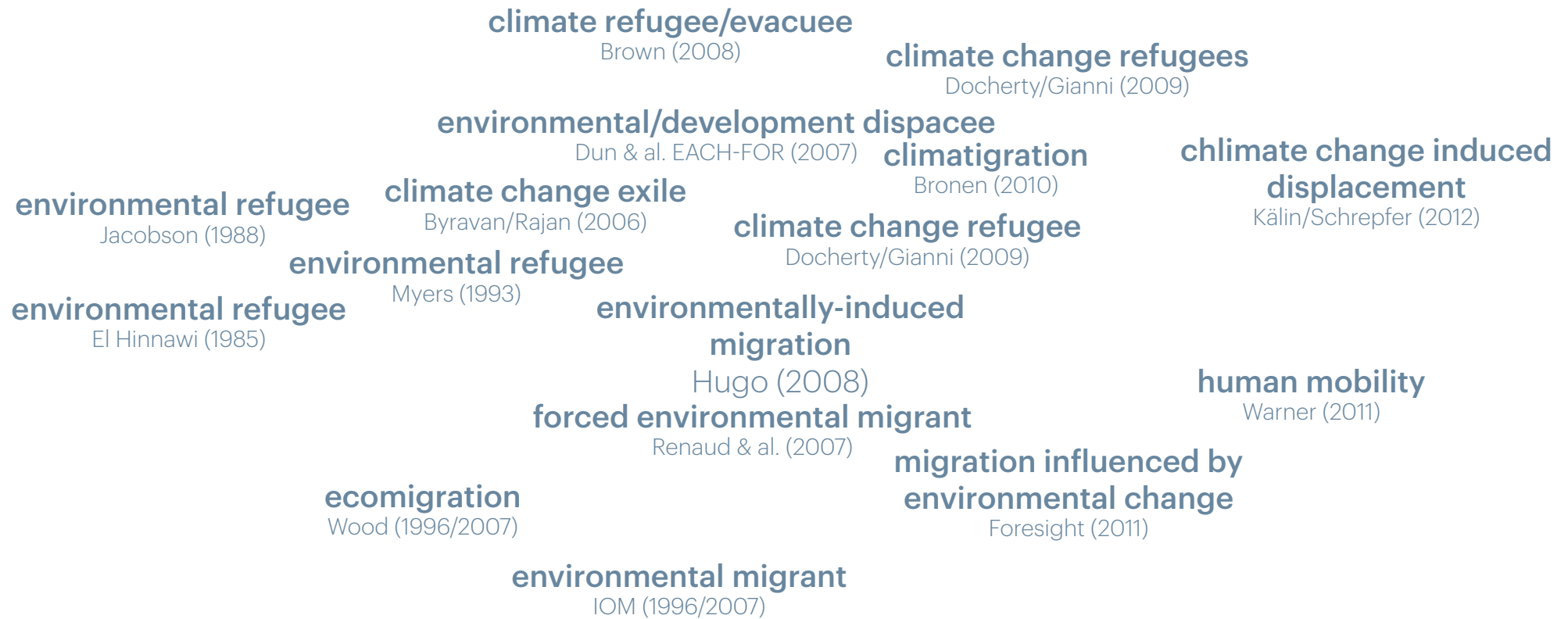


**The millions of lives devastated by disasters is more often a consequence of bad man-made structures and policies, than the forces of mother nature. A flood is not in itself a disaster, the catastrophic consequences happen when people are neither prepared nor protected when it hits.**

Jan Egeland, Secretary General of the Norwegian Refugee Council (NRC)

**And since there was the war, we did not receive any support from the government. Therefore, there are combined factors that made us suffer: droughts and war. If war did not exist, then we might have been able to stay, but now that the land is looted, there is no way for us to claim it.**

Elderly farmer from Somalia, interviewed at Nakivale Settlement, Uganda\*



Entwicklung der Termini im Kontext der Klimamigration.

<https://vimeo.com/147531290>

Social Science Research for Understanding  
Climate Change Migration

# Zahlen



Im Winter von 2009-10 wurde der charakteristisch raue Winter der Mongolei sogar den einheimischen Tieren zu viel. Rund 8 Millionen Tiere starben.

25 Mio. 1990 environmental refugees

Myers

24 Mio. 2002 durch Hochwasser, Hungersnöten  
und anderen Umweltfaktoren Vertriebene

UNHCR

25 Mio. 2002 Binnenvertriebene durch  
Naturkatastrophen

UNHCR

25-60 Mio. 2009 Migrationsbewegung durch  
Klimawandel

WBGU

38 Mio. 2010 Vertriebene durch klimatische  
Gründe

IOM

50 Mio. 2010 Umweltflüchtlinge

El-Hinnawi

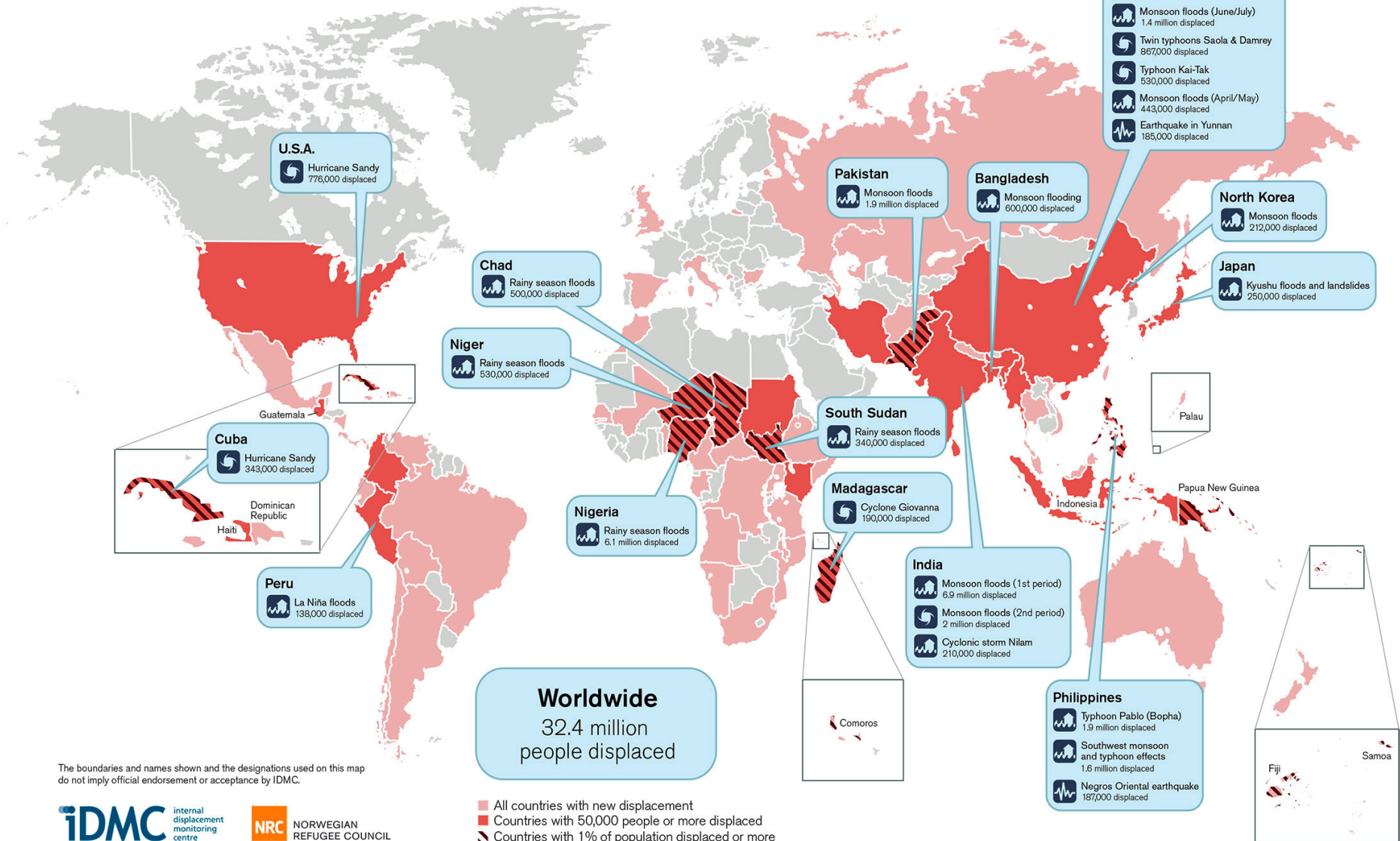
150 Mio. 2050 environmental refugees

Myers

200 Mio. 2050 Umweltflüchtlinge

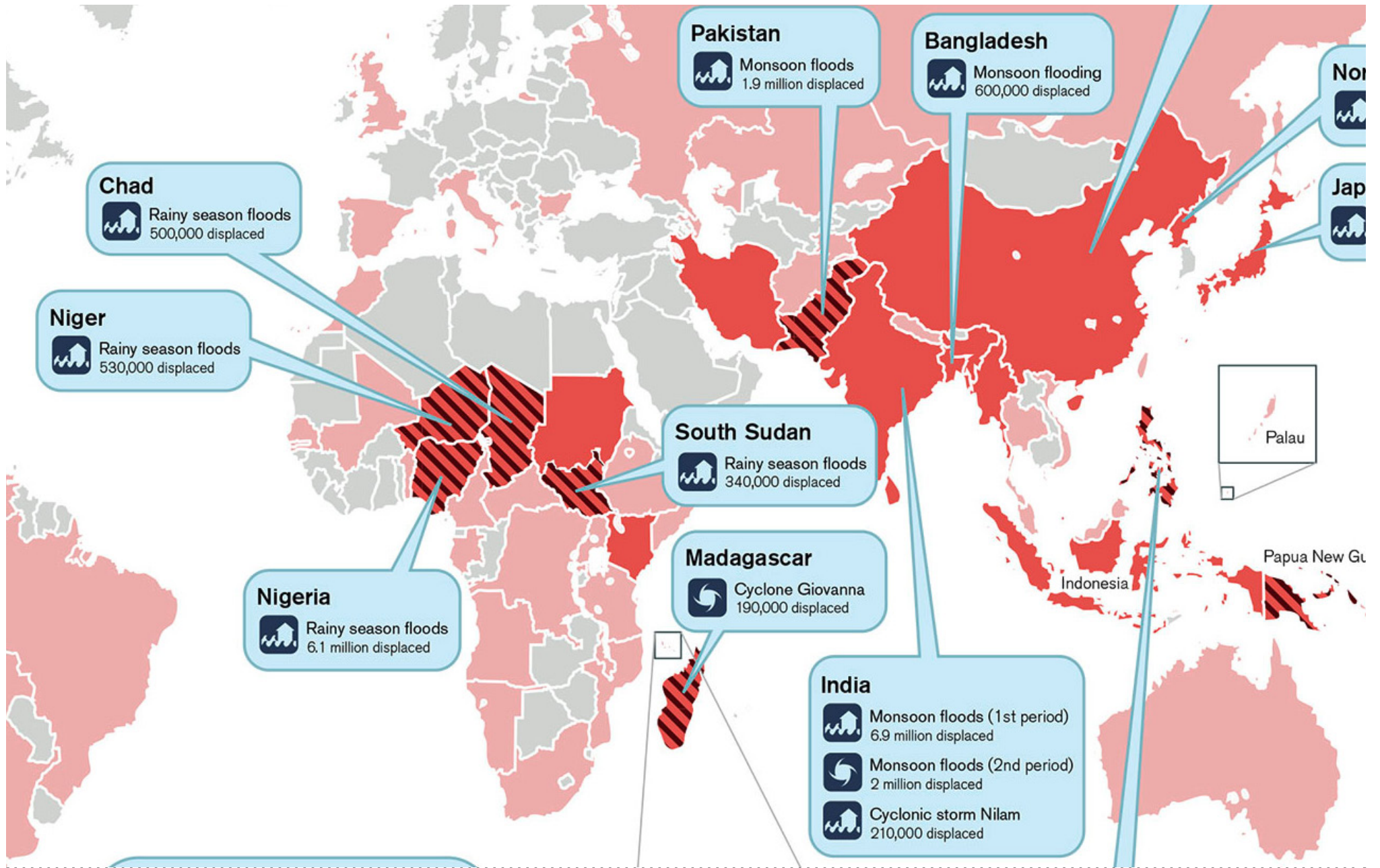
Stern

# Disaster-induced displacement worldwide in 2012



**IDMC** internal displacement monitoring centre

**NRC** NORWEGIAN REFUGEE COUNCIL



# Beispiele



Alexandro Grassani

<https://vimeo.com/142620739>

# Quellen

---

IPCC (Intergovernmental panel on climate change); Synthesis Report 2014

The Nansen Initiative, 12 lessons learned 2015

Greenpeace; Universität Hamburg; Klimaflüchtlinge, die verleugnete Katastrophe; März 2007

IOM (International Organisation for Migration); World Migration Report; 2015

Bundesamt für Migration und Flüchtlinge; Working paper 45; 2012

Bundeszentrale für Politische Bildung; Hamburgisches Weltwirtschaftsinstitut; Thomas Hummitzsch; Kurzdossier Nr. 15, Klimawandel und Migration

Alle Bilder; Alexander Grassani